


SINGLE PEDESTAL TABLES

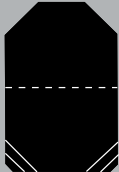
Table Top Shapes




Rectangular



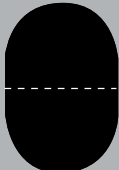
Square Round
Up to 12"




Crosscut
Up to 12"




Bow End




Oval



Duchess



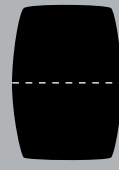
Round



Kitchen End



Square



Boat

Edges



Large Round



Round



Waterfall



Fillet



Bevel



Ogee



Chamfer



Thumbnail



Reverse
Bevel



Eased




Small
Round



Options Shown

- Round Top
- Round Edge
- 8" Standard Pedestal
- Modern Feet

Pedestal / Feet Options



Barrel



Traditional Tulip



Pot Belly



Pot Belly Reeded



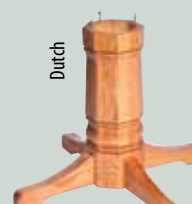
Mission



Tulip



Round Mission



Dutch



Post Mission



Kingston

Only Tulip or Reeded Tulip feet can be used with this pedestal

Only Round Mission feet can be used with this pedestal

Only Dutch feet can be used with this pedestal

Only Post Mission feet can be used with this pedestal

Only Kingston feet can be used with this pedestal



Shreveport Mission



Woodstock

Only Shreveport feet can be used with this pedestal

Only Woodstock feet can be used with this pedestal



Modern



Prince



Reeded



Fancy
Claw



B/V Claw



Mission

SINGLE PEDESTAL TABLES

Self Store Leaves only available where specified • All Non Self Store Leaves have Aprons
Up to 6 Leaves Available on Select Sizes with Drop Legs

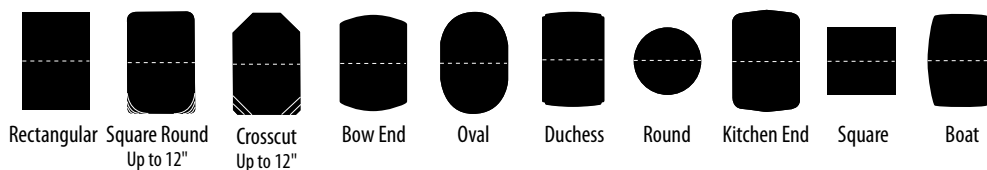
Size	Leaves	S/S	Apron
36 x 36	Add up to 2 Leaves		
36 x 42	Add up to 2 Leaves		
36 x 48	1 - 12" Leaf		
36 x 48	1 - 10" Leaf	1	with Apron
36 x 48	2 - 12" Leaves		
36 x 48	2 - 10" Leaves	2	1 with Apron
36 x 48	3 - 12" Leaves		
36 x 48	3 - 10 Leaves	2	2 with Aprons
36 x 54	1 - 12" Leaf	1	with Apron
36 x 54	2 - 12" Leaves	2	1 with Apron
36 x 54	3 - 12" Leaves	2	2 with Aprons
36 x 60	1 - 12" Leaf	1	with Apron
36 x 60	2 - 12" Leaves	2	1 with Aprons
36 x 60	3 - 12" Leaves	2	2 with Aprons

Size	Leaves	S/S	Apron
42 x 42	Add up to 3 Leaves		
42 x 48	Add up to 3 Leaves		
42 x 54	1 - 12" Leaf	1	with Apron
42 x 54	2 - 12" Leaves	2	1 with Apron
42 x 60	1 - 12" Leaf	1	with Apron
42 x 60	2 - 12" Leaves	2	1 with Apron

Size	Leaves	S/S	Apron
48 x 48	Add up to 3 Leaves		
48 x 54	Add up to 2 Leaves		
48 x 60	1 - 12" Leaf	1	with Apron


54 x 54	Add up to 1 Leaf		
54 x 60	Solid Top Only		

60 x 60	Solid Top Only		
---------	----------------	--	--



FOLDING LEAF

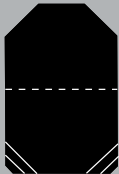
Table Top Shapes



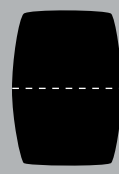
Rectangular



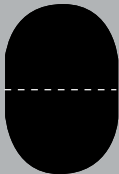
Square Round
Up to 12"



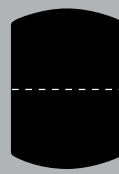
Crosscut
Up to 12"




Boat




Oval




Bow End



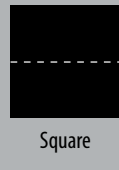
Kitchen End



Duchess



Round



Square

Edges



Large Round



Round



Waterfall



Fillet



Bevel



Ogee



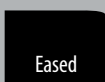
Chamfer



Thumbnail



Reverse
Bevel



Eased



Small
Round



Options Shown

- Round Top
- Round Edge
- 10" Standard Pedestal
- Modern Feet



Pedestal / Feet Options



Barrel



Traditional Tulip



Pot Belly



Pot Belly Reeded



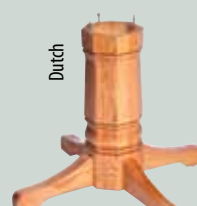
Mission



Tulip



Round Mission



Dutch



Post Mission



Kingston

Only Tulip or Reeded Tulip feet can be used with this pedestal

Only Round Mission feet can be used with this pedestal

Only Dutch feet can be used with this pedestal

Only Post Mission feet can be used with this pedestal

Only Kingston feet can be used with this pedestal



Shreveport Mission



Woodstock

Only Shreveport feet can be used with this pedestal

Only Woodstock feet can be used with this pedestal



Modern



Prince



Reeded



Fancy
Claw



B/V Claw



Mission

FOLDING LEAF

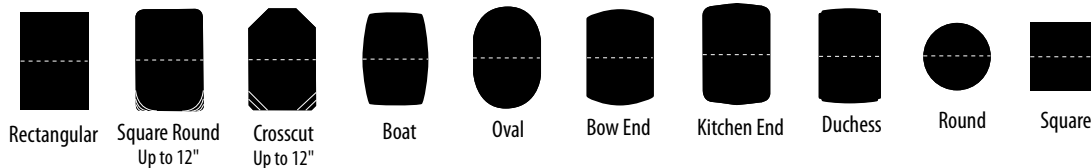
All Leaves are Self Store without Aprons

Size	Leaves	S/S	Apron
42 x 48	1 - 20" Leaf	1	N/A
42 x 54	1 - 20" Leaf	1	N/A
42 x 60	1 - 20" Leaf	1	N/A

Size	Leaves	S/S	Apron
44 x 44	1 - 20" Leaf	1	N/A
44 x 54	1 - 20" Leaf	1	N/A
44 x 60	1 - 20" Leaf	1	N/A


Size	Leaves	S/S	Apron
48 x 48	1 - 20" Leaf	1	N/A
48 x 54	1 - 20" Leaf	1	N/A
48 x 60	1 - 20" Leaf	1	N/A

54 x 54	1 - 20" Leaf	1	N/A
---------	--------------	---	-----

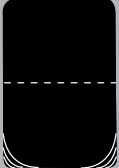


SPLIT SINGLE PEDESTAL

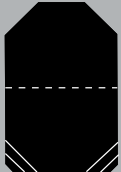
Table Top Shapes



Rectangular



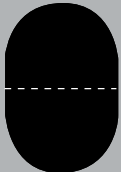
Square Round
Up to 12"



Crosscut
Up to 12"




Bow End



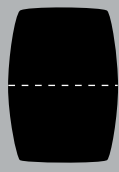
Oval




Kitchen End



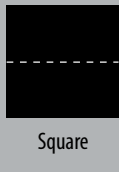
Duchess



Boat



Round



Square

Edges



Large Round



Round



Waterfall



Fillet



Bevel



Ogee



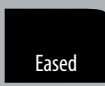
Chamfer



Thumbnail



Reverse
Bevel



Eased



Small
Round



Options Shown

- Oval Top
- Round Edge
- Split Mission Pedestal
- Mission Feet
- Shaker Center Leg
- Standard with Rollers



Feet Options



Modern



Prince



Reeded



Fancy
Claw



B/V Claw



Mission

SPLIT SINGLE PEDESTAL

Self Store Leaves NOT AVAILABLE

Size	Leaves	S/S	Apron
36 x 48	Add up to 4 Leaves	N/A	
36 x 54	Add up to 4 Leaves	N/A	
36 x 60	Add up to 4 Leaves	N/A	

Size	Leaves	S/S	Apron
42 x 48	Add up to 4 Leaves	N/A	
42 x 54	Add up to 4 Leaves	N/A	
42 x 60	Add up to 4 Leaves	N/A	

48 x 48	Add up to 4 Leaves	N/A	
48 x 54	Add up to 4 Leaves	N/A	
48 x 60	Add up to 4 Leaves	N/A	

Size	Leaves	S/S	Apron
54 x 54	Add up to 4 Leaves	N/A	
54 x 60	Add up to 4 Leaves	N/A	

60 x 60	Add up to 4 Leaves	N/A	
---------	--------------------	-----	--



Rectangular



Square Round
Up to 12"



Crosscut
Up to 12"



Bow End




Oval




Kitchen End



Duchess



Boat



Round



Square

TRIPLE SINGLE PEDESTAL

with Stationary Center

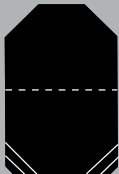
Table Top Shapes



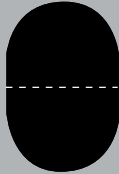
Rectangular



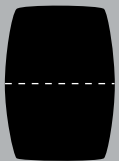
Square Round
Up to 12"



Crosscut
Up to 12"



Oval



Boat



Bow End



Kitchen End

Edges



Large Round



Round



Waterfall



Fillet



Bevel



Ogee



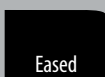
Chamfer



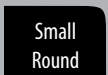
Thumbnail



Reverse
Bevel



Eased



Small
Round




Standard
with rollers

Options Shown

- Oval Top
- Round Edge
- 8" Standard Pedestals
- Modern Feet



Pedestal / Feet Options



Barrel



Traditional
Tulip



Pot
Belly



Pot
Belly Reeded



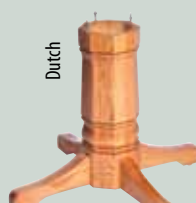
Mission



Tulip



Round
Mission



Dutch



Post
Mission



Kingston

Only Tulip or Reeded Tulip feet
can be used with this pedestal

Only Round Mission feet can be
used with this pedestal

Only Dutch feet can be
used with this pedestal

Only Post Mission feet can be
used with this pedestal

Only Kingston feet can be
used with this pedestal



Shreveport
Mission



Woodstock

Only Shreveport feet can
be used with this pedestal

Only Woodstock feet can
be used with this pedestal



Modern



Prince



Reeded



Fancy
Claw



B/V Claw



Mission

TRIPLE SINGLE PEDESTAL

with Stationary Center

Self Store Leaves are NOT AVAILABLE

Size	Leaves	S/S	Apron
42 x 84	Add up to 12 Leaves	N/A	
42 x 96	Add up to 12 Leaves	N/A	
42 x 108	Add up to 12 Leaves	N/A	
42 x 120	Add up to 12 Leaves	N/A	

Size	Leaves	S/S	Apron
48 x 72	Add up to 8 Leaves	N/A	
48 x 84	Add up to 12 Leaves	N/A	
48 x 96	Add up to 12 Leaves	N/A	
48 x 108	Add up to 12 Leaves	N/A	
48 x 120	Add up to 12 Leaves	N/A	

Size	Leaves	S/S	Apron
54 x 72	Add up to 8 Leaves		
54 x 84	Add up to 12 Leaves		
54 x 96	Add up to 12 Leaves		
54 x 108	Add up to 12 Leaves		



Rectangular



Square Round
Up to 12"



Crosscut
Up to 12"



Oval



Boat



Bow End



Kitchen End

BUCKEYE

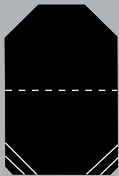
Table Top Shapes



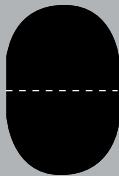
Rectangular



Square Round
Up to 12"



Crosscut
Up to 12"




Oval




Kitchen End



Bow End



Round



Square

Edges



Large Round



Round



Waterfall



Fillet



Bevel



Ogee



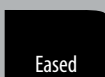
Chamfer




Thumbnail



Reverse
Bevel



Eased



Small
Round



Options Shown

- Round Top
- Round Edge
- Buckeye Pedestal

Pedestal / Feet Options

Buckeye pedestal is the only option for this table

BUCKEYE

Self Store Leaves only available where specified • All Non Self Store Leaves have Aprons
Up to 6 Leaves Available on Select Sizes with Drop Legs

Size	Leaves	S/S	Apron
48 x 48	Add up to 3 Leaves		
48 x 54	Add up to 2 Leaves		
48 x 60	1 - 12" Leaf	1	with Apron

Size	Leaves	S/S	Apron
54 x 54	Add up to 2 Leaves		
54 x 60	Add up to 1 Leaf		

60 x 60	Add up to 1 Leaf		
---------	------------------	--	--



Rectangular



Square Round
Up to 12"



Crosscut
Up to 12"



Oval



Kitchen End



Bow End



Round



Square