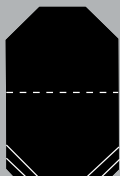


# TRESTLE

## Table Top Shapes



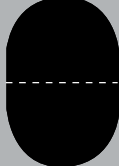
Crosscut  
Up to 12"




Square Round  
Up to 12"



Rectangular



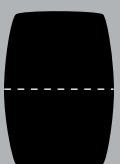
Oval




Kitchen End



Bow End



Boat



Duchess

## Edges



Large Round



Round



Waterfall



Fillet



Bevel



Ogee



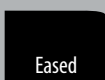
Chamfer



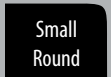
Thumbnail



Reverse  
Bevel



Eased



Small  
Round



### Options Shown

- 4" Square Round Top
- Ogee Edge
- Trestle

Leg Options are not available for Trestle tables


# TRESTLE

*Self Store Leaves only available where specified • Aprons NOT AVAILABLE on Self Store Leaves*  
*All Non Self Store Leaves have Aprons.*

Size	Leaves	S/S	Apron
36 x 48	1 - 12" Leaf		
36 x 48	1 - 10" Leaf	1	N/A
36 x 48	2 - 12" Leaves		
36 x 48	2 - 10" Leaves	2	N/A
36 x 54	1 - 12" Leaf	1	N/A
36 x 54	2 - 12" Leaves	2	N/A
36 x 60	1 - 12" Leaf	1	N/A
36 x 60	2 - 12" Leaves	2	N/A
36 x 66	1 - 12" Leaf	1	N/A
36 x 66	2 - 12" Leaves	2	N/A
36 x 72	1 - 12" Leaf	1	N/A
36 x 72	2 - 12" Leaves	2	N/A

Size	Leaves	S/S	Apron
42 x 48	Add up to 2 Leaves		
42 x 54	1 - 12" Leaf	1	N/A
42 x 54	2 - 12" Leaves	2	N/A
42 x 60	1 - 12" Leaf	1	N/A
42 x 60	2 - 12" Leaves	2	N/A
42 x 66	1 - 12" Leaf	1	N/A
42 x 66	2 - 12" Leaves	2	N/A
42 x 72	1 - 12" Leaf	1	N/A
42 x 72	2 - 12" Leaves	2	N/A

Size	Leaves	S/S	Apron
48 x 48	Add up to 2 Leaves		
48 x 54	Add up to 2 Leaves		
48 x 60	1 - 12" Leaf	1	N/A
48 x 60	2 - 12" Leaves	2	N/A
48 x 66	1 - 12" Leaf	1	N/A
48 x 66	2 - 12" Leaves	2	N/A
48 x 72	1 - 12" Leaf	1	N/A
48 x 72	2 - 12" Leaves	2	N/A



Crosscut  
Up to 12"



Square Round  
Up to 12"



Rectangular



Oval




Kitchen End



Bow End




Boat



Duchess

# TRESTLE MISSION


## Table Top Shapes



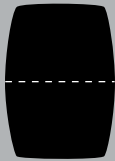
Rectangular



Square Round  
Up to 8"



Crosscut  
Up to 4"



Boat



### Options Shown

- Rectangular Top
- Eased Edge
- Trestle

## Edges



Large Round



Round



Waterfall



Fillet



Bevel



Ogee



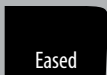
Chamfer



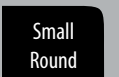
Thumbnail



Reverse  
Bevel



Eased



Small  
Round

## Base Options



Lilac



J-Arch Trestle

# TRESTLE MISSION

*Self Store Leaves only available where specified • Aprons NOT AVAILABLE on Self Store Leaves*  
*All Non Self Store Leaves have Aprons • Up to 8 Leaves Available with Drop Legs*

Size	Leaves	S/S	Apron
36 x 48	1 - 12" Leaf	1	N/A
36 x 48	2 - 12" Leaves	2	N/A
36 x 48	3 - 12" Leaves	2	N/A
36 x 54	1 - 12" Leaf	1	N/A
36 x 54	2 - 12" Leaves	2	N/A
36 x 54	3 - 12" Leaves	2	N/A
36 x 60	1 - 12" Leaf	1	N/A
36 x 60	2 - 12" Leaves	2	N/A
36 x 60	3 - 12" Leaves	2	N/A
36 x 60	4 - 12" Leaves	2	N/A
36 x 66	1 - 12" Leaf	1	N/A
36 x 66	2 - 12" Leaves	2	N/A
36 x 66	3 - 12" Leaves	2	N/A
36 x 66	4 - 12" Leaves	2	N/A
36 x 72	1 - 12" Leaf	1	N/A
36 x 72	2 - 12" Leaves	2	N/A
36 x 72	3 - 12" Leaves	2	N/A
36 x 72	4 - 12" Leaves	2	N/A

Size	Leaves	S/S	Apron
42 x 48	Add up to 3 Leaves		
42 x 54	1 - 12" Leaf	1	N/A
42 x 54	2 - 12" Leaves	2	N/A
42 x 54	3 - 12" Leaves	3	N/A
42 x 60	1 - 12" Leaf	1	N/A
42 x 60	2 - 12" Leaves	2	N/A
42 x 60	3 - 12" Leaves	3	N/A
42 x 60	4 - 12" Leaves	4	N/A
42 x 66	1 - 12" Leaf	1	N/A
42 x 66	2 - 12" Leaves	2	N/A
42 x 66	3 - 12" Leaves	3	N/A
42 x 66	4 - 12" Leaves	4	N/A
42 x 72	1 - 12" Leaf	1	N/A
42 x 72	2 - 12" Leaves	2	N/A
42 x 72	3 - 12" Leaves	3	N/A
42 x 72	4 - 12" Leaves	4	N/A

Size	Leaves	S/S	Apron
54 x 54	Add up to 3 Leaves		
54 x 60	Add up to 4 Leaves		
54 x 66	1 - 12" Leaf	1	N/A
54 x 66	2 - 12" Leaves	2	N/A
54 x 66	3 - 12" Leaves	3	N/A
54 x 66	4 - 12" Leaves	4	N/A
54 x 72	1 - 12" Leaf	1	N/A
54 x 72	2 - 12" Leaves	2	N/A
54 x 72	3 - 12" Leaves	3	N/A
54 x 72	4 - 12" Leaves	4	N/A

48 x 48	Add up to 3 Leaves		
48 x 54	Add up to 3 Leaves		
48 x 60	1 - 12" Leaf	1	N/A
48 x 60	2 - 12" Leaves	2	N/A
48 x 60	3 - 12" Leaves	3	N/A
48 x 60	4 - 12" Leaves	4	N/A
48 x 66	1 - 12" Leaf	1	N/A
48 x 66	2 - 12" Leaves	2	N/A
48 x 66	3 - 12" Leaves	3	N/A
48 x 66	4 - 12" Leaves	4	N/A
48 x 72	1 - 12" Leaf	1	N/A
48 x 72	2 - 12" Leaves	2	N/A
48 x 72	3 - 12" Leaves	3	N/A
48 x 72	4 - 12" Leaves	4	N/A



Rectangular



Square Round  
Up to 8"




Crosscut  
Up to 4"



Boat

# ROYAL MISSION


## Table Top Shapes



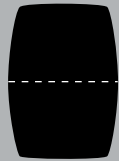
Rectangular



Square Round  
Up to 8"



Crosscut  
Up to 4"



Boat



### Options Shown

- Boat Top
- Small Round Edge
- Royal Mission Base



## Edges



Large Round



Round



Waterfall



Fillet



Bevel



Ogee



Chamfer



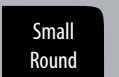
Thumbnail



Reverse  
Bevel



Eased



Small  
Round

Leg Options are not available for Royal Mission tables

# ROYAL MISSION

*Self Store Leaves only available where specified • Aprons NOT AVAILABLE on Self Store Leaves*  
*All Non Self Store Leaves have Aprons • Up to 8 Leaves Available with Drop Legs*

Size	Leaves	S/S	Apron
36 x 60	1 - 12" Leaf	1	N/A
36 x 60	2 - 12" Leaves	2	N/A
36 x 60	3 - 12" Leaves	2	N/A
36 x 60	4 - 12" Leaves	2	N/A
36 x 66	1 - 12" Leaf	1	N/A
36 x 66	2 - 12" Leaves	2	N/A
36 x 66	3 - 12" Leaves	2	N/A
36 x 66	4 - 12" Leaves	2	N/A
36 x 72	1 - 12" Leaf	1	N/A
36 x 72	2 - 12" Leaves	2	N/A
36 x 72	3 - 12" Leaves	2	N/A
36 x 72	4 - 12" Leaves	2	N/A

Size	Leaves	S/S	Apron
42 x 60	1 - 12" Leaf	1	N/A
42 x 60	2 - 12" Leaves	2	N/A
42 x 60	3 - 12" Leaves	3	N/A
42 x 60	4 - 12" Leaves	4	N/A
42 x 66	1 - 12" Leaf	1	N/A
42 x 66	2 - 12" Leaves	2	N/A
42 x 66	3 - 12" Leaves	3	N/A
42 x 66	4 - 12" Leaves	4	N/A
42 x 72	1 - 12" Leaf	1	N/A
42 x 72	2 - 12" Leaves	2	N/A
42 x 72	3 - 12" Leaves	3	N/A
42 x 72	4 - 12" Leaves	4	N/A

Size	Leaves	S/S	Apron
48 x 60	1 - 12" Leaf	1	N/A
48 x 60	2 - 12" Leaves	2	N/A
48 x 60	3 - 12" Leaves	3	N/A
48 x 60	4 - 12" Leaves	4	N/A
48 x 66	1 - 12" Leaf	1	N/A
48 x 66	2 - 12" Leaves	2	N/A
48 x 66	3 - 12" Leaves	3	N/A
48 x 66	4 - 12" Leaves	4	N/A
48 x 72	1 - 12" Leaf	1	N/A
48 x 72	2 - 12" Leaves	2	N/A
48 x 72	3 - 12" Leaves	3	N/A
48 x 72	4 - 12" Leaves	4	N/A



Rectangular



Square Round  
Up to 8"



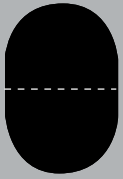
Crosscut  
Up to 4"



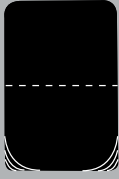
Boat

# DOUBLE CARLISLE & ACCENT


## Table Top Shapes



Oval



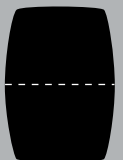
Square Round  
Up to 12"




Crosscut  
Up to 12"



Bow End



Boat



Rectangular

## Edges



Large Round



Round



Waterfall



Fillet



Bevel



Ogee



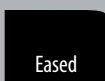
Chamfer




Thumbnail



Reverse  
Bevel



Eased



Small  
Round



### Options Shown

- Oval Top
- Round Edge
- Double Carlisle Base

**Double Carlisle**



### Options Shown

- Rectangular Top
- Chamfer Edge
- Accent Base

**Accent**

# DOUBLE CARLISLE & ACCENT

*Self Store Leaves only available where specified • Aprons NOT AVAILABLE on Self Store Leaves*  
*All Non Self Store Leaves have Aprons • Up to 8 Leaves Available with Drop Legs*




Rectangular



Square Round  
Up to 8"



Crosscut  
Up to 4"



Boat

Size	Leaves	S/S	Apron
36 x 60	1 - 12" Leaf	1	N/A
36 x 60	2 - 12" Leaves	2	N/A
36 x 60	3 - 12" Leaves	2	N/A
36 x 60	4 - 12" Leaves	2	N/A
36 x 66	1 - 12" Leaf	1	N/A
36 x 66	2 - 12" Leaves	2	N/A
36 x 66	3 - 12" Leaves	2	N/A
36 x 66	4 - 12" Leaves	2	N/A
36 x 72	1 - 12" Leaf	1	N/A
36 x 72	2 - 12" Leaves	2	N/A
36 x 72	3 - 12" Leaves	2	N/A
36 x 72	4 - 12" Leaves	2	N/A

42 x 60	1 - 12" Leaf	1	N/A
42 x 60	2 - 12" Leaves	2	N/A
42 x 60	3 - 12" Leaves	3	N/A
42 x 60	4 - 12" Leaves	4	N/A

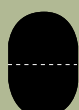
*Accent tables also available with 24" Butterfly Leaf*

Size	Leaves	S/S	Apron
42 x 66	1 - 12" Leaf	1	N/A
42 x 66	2 - 12" Leaves	2	N/A
42 x 66	3 - 12" Leaves	3	N/A
42 x 66	4 - 12" Leaves	4	N/A
42 x 72	1 - 12" Leaf	1	N/A
42 x 72	2 - 12" Leaves	2	N/A
42 x 72	3 - 12" Leaves	3	N/A
42 x 72	4 - 12" Leaves	4	N/A

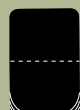
48 x 60	1 - 12" Leaf	1	N/A
48 x 60	2 - 12" Leaves	2	N/A
48 x 60	3 - 12" Leaves	3	N/A
48 x 60	4 - 12" Leaves	4	N/A
48 x 66	1 - 12" Leaf	1	N/A
48 x 66	2 - 12" Leaves	2	N/A
48 x 66	3 - 12" Leaves	3	N/A
48 x 66	4 - 12" Leaves	4	N/A

Size	Leaves	S/S	Apron
48 x 72	1 - 12" Leaf	1	N/A
48 x 72	2 - 12" Leaves	2	N/A
48 x 72	3 - 12" Leaves	3	N/A
48 x 72	4 - 12" Leaves	4	N/A

54 x 60	1 - 12" Leaf	1	N/A
54 x 60	2 - 12" Leaves	2	N/A
54 x 60	3 - 12" Leaves	3	N/A
54 x 60	4 - 12" Leaves	4	N/A
54 x 66	1 - 12" Leaf	1	N/A
54 x 66	2 - 12" Leaves	2	N/A
54 x 66	3 - 12" Leaves	3	N/A
54 x 66	4 - 12" Leaves	4	N/A
54 x 72	1 - 12" Leaf	1	N/A
54 x 72	2 - 12" Leaves	2	N/A
54 x 72	3 - 12" Leaves	3	N/A
54 x 72	4 - 12" Leaves	4	N/A



Oval



Square Round  
Up to 12"



Crosscut  
Up to 12"



Bow End

Size	Leaves	S/S	Apron
36 x 60	1 - 12" Leaf	1	N/A
36 x 60	2 - 12" Leaves	2	N/A
36 x 60	3 - 12" Leaves	2	N/A
36 x 60	4 - 12" Leaves		N/A
36 x 66	1 - 12" Leaf	1	N/A
36 x 66	2 - 12" Leaves	2	N/A
36 x 66	3 - 12" Leaves	2	N/A
36 x 66	4 - 12" Leaves		N/A
36 x 72	1 - 12" Leaf	1	N/A
36 x 72	2 - 12" Leaves	2	N/A
36 x 72	3 - 12" Leaves	2	N/A
36 x 72	4 - 12" Leaves	2	N/A

Size	Leaves	S/S	Apron
42 x 60	1 - 12" Leaf	1	N/A
42 x 60	2 - 12" Leaves	2	N/A
42 x 60	3 - 12" Leaves	2	N/A
42 x 60	4 - 12" Leaves		N/A
42 x 66	1 - 12" Leaf	1	N/A
42 x 66	2 - 12" Leaves	2	N/A
42 x 66	3 - 12" Leaves	2	N/A
42 x 66	3 - 10" Leaves	3	N/A
42 x 66	4 - 12" Leaves	2	N/A
42 x 66	4 - 10" Leaves	4	N/A
42 x 72	1 - 12" Leaf	1	N/A
42 x 72	2 - 12" Leaves	2	N/A
42 x 72	3 - 12" Leaves	3	N/A
42 x 72	4 - 12" Leaves	2	N/A
42 x 72	4 - 10" Leaves	4	N/A

48 x 60	1 - 12" Leaf	1	N/A
48 x 60	2 - 12" Leaves	2	N/A
48 x 60	3 - 12" Leaves	2	N/A
48 x 60	4 - 12" Leaves	2	N/A


Size	Leaves	S/S	Apron
48 x 66	1 - 12" Leaf	1	N/A
48 x 66	2 - 12" Leaves	2	N/A
48 x 66	3 - 12" Leaves	2	N/A
48 x 66	3 - 10" Leaves	3	N/A
48 x 66	4 - 12" Leaves	2	N/A
48 x 66	4 - 10" Leaves	4	N/A
48 x 72	1 - 12" Leaf	1	N/A
48 x 72	2 - 12" Leaves	2	N/A
48 x 72	3 - 12" Leaves	3	N/A
48 x 72	4 - 12" Leaves	4	N/A

54 x 60	Add up to 4 Leaves		
54 x 66	1 - 12" Leaf	1	N/A
54 x 66	2 - 12" Leaves	2	N/A
54 x 66	3 - 12" Leaves	2	N/A
54 x 66	4 - 12" Leaves	2	N/A
54 x 72	1 - 12" Leaf	1	N/A
54 x 72	2 - 12" Leaves	2	N/A
54 x 72	3 - 12" Leaves	3	N/A
54 x 72	4 - 12" Leaves	4	N/A



# CARLISLE/MODERN MISSION

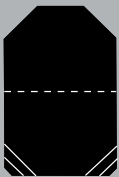
## Table Top Shapes



Rectangular



Square Round  
Up to 12"




Crosscut  
Up to 12"



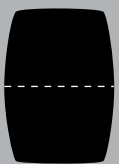
Bow End



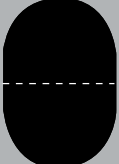
Duchess




Kitchen End




Boat



Oval



Square



Round

## Edges



Large Round



Round



Waterfall



Fillet



Bevel



Ogee



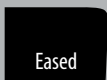
Chamfer




Thumbnail



Reverse  
Bevel



Eased



Small  
Round



Carlisle

### Options Shown

- Round Top
- Round Edge
- Carlisle Base



Modern Mission

### Options Shown

- Round Top
- Eased Edge
- Modern Mission Base

# CARLISLE/MODERN MISSION

*Self Store Leaves only available where specified • All Non Self Store Leaves have Aprons*  
*Up to 6 Leaves Available on Select Sizes with Drop Legs*

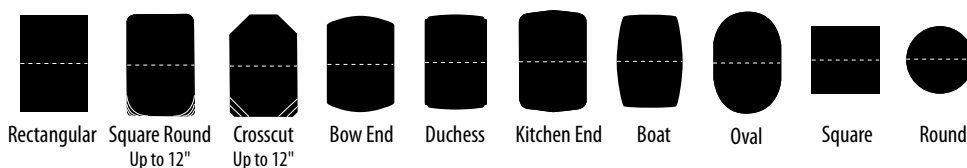
Size	Leaves	S/S	Apron
36 x 36	Add up to 2 Leaves		
36 x 42	Add up to 2 Leaves		
36 x 48	1 - 12" Leaf		
36 x 48	1 - 10" Leaf	1	with Apron
36 x 48	2 - 12" Leaves		
36 x 48	2 - 10" Leaves	2	1 with Apron
36 x 48	3 - 12" Leaves		
36 x 48	3 - 10" Leaves	2	2 with Aprons
36 x 54	1 - 12" Leaf	1	with Apron
36 x 54	2 - 12" Leaves	2	1 with Apron
36 x 54	3 - 12" Leaves	2	2 with Aprons
36 x 60	1 - 12" Leaf	1	with Apron
36 x 60	2 - 12" Leaves	2	1 with Aprons
36 x 60	3 - 12" Leaves	2	2 with Aprons

Size	Leaves	S/S	Apron
42 x 42	Add up to 3 Leaves		
42 x 48	Add up to 3 Leaves		
42 x 54	1 - 12" Leaf	1	with Apron
42 x 54	2 - 12" Leaves	2	1 with Apron
42 x 60	1 - 12" Leaf	1	with Apron
42 x 60	2 - 12" Leaves	2	1 with Apron

Size	Leaves	S/S	Apron
48 x 48	Add up to 3 Leaves		
48 x 54	Add up to 2 Leaves		
48 x 60	1 - 12" Leaf	1	with Apron


54 x 54	Add up to 1 Leaf		
54 x 60	Solid Top		

60 x 60	Solid Top		
---------	-----------	--	--

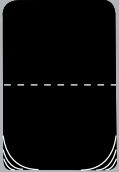


# DOUBLE MODERN MISSION

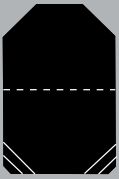
## Table Top Shapes



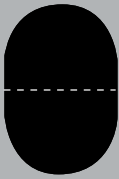
Rectangular



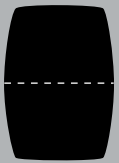
Square Round  
Up to 12"




Crosscut  
Up to 12"



Oval



Boat



Bow End



### Options Shown

- Square Round Top
- Round Edge
- Modern Mission Base
- All Feet have Rollers

## Edges



Large Round



Round



Waterfall



Fillet



Bevel



Ogee



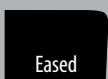
Chamfer




Thumbnail



Reverse  
Bevel



Eased



Small  
Round

## Leg Options

Leg Options are not available for Double Modern Mission tables

# DOUBLE MODERN MISSION

*Self Store Leaves only available where specified • Aprons NOT AVAILABLE on Self Store Leaves*  
*All Non Self Store Leaves have Aprons.*

Size	Leaves	S/S	Apron
42 x 66	1 - 12" Leaf	1	N/A
42 x 66	2 - 12" Leaves	2	N/A
42 x 66	3 - 12" Leaves	2	N/A
42 x 66	4 - 12" Leaves	2	N/A
42 x 72	1 - 12" Leaf	1	N/A
42 x 72	2 - 12" Leaves	2	N/A
42 x 72	3 - 12" Leaves	2	N/A
42 x 72	4 - 12" Leaves	2	N/A
42 x 84	1 - 12" Leaf	1	N/A
42 x 84	2 - 12" Leaves	2	N/A
42 x 84	3 - 12" Leaves	2	N/A
42 x 84	4 - 12" Leaves	2	N/A

Size	Leaves	S/S	Apron
48 x 66	1 - 12" Leaf	1	N/A
48 x 66	2 - 12" Leaves	2	N/A
48 x 66	3 - 12" Leaves	2	N/A
48 x 66	4 - 12" Leaves	2	N/A
48 x 72	1 - 12" Leaf	1	N/A
48 x 72	2 - 12" Leaves	2	N/A
48 x 72	3 - 12" Leaves	2	N/A
48 x 72	4 - 12" Leaves	2	N/A
48 x 84	1 - 12" Leaf	1	N/A
48 x 84	2 - 12" Leaves	2	N/A
48 x 84	3 - 12" Leaves	2	N/A
48 x 84	4 - 12" Leaves	2	N/A

Size	Leaves	S/S	Apron
54 x 66	1 - 12" Leaf	1	N/A
54 x 66	2 - 12" Leaves	2	N/A
54 x 66	3 - 12" Leaves	2	N/A
54 x 66	4 - 12" Leaves	2	N/A
54 x 72	1 - 12" Leaf	1	N/A
54 x 72	2 - 12" Leaves	2	N/A
54 x 72	3 - 12" Leaves	2	N/A
54 x 72	4 - 12" Leaves	2	N/A



Rectangular



Square Round  
Up to 12"



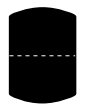
Crosscut  
Up to 12"



Oval



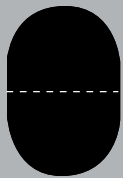
Boat



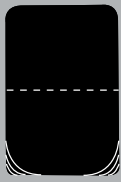
Bow End

# ARLINGTON / BRIDGEPORT

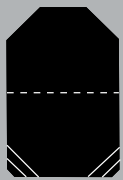
## Table Top Shapes



Oval



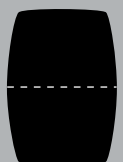
Square Round  
Up to 12"




Crosscut  
Up to 12"



Bow End



Boat



Rectangular

## Edges



Large Round



Round



Waterfall



Fillet



Bevel



Ogee




Chamfer



Thumbnail



Reverse  
Bevel



Eased



Small  
Round



Arlington

### Options Shown

- Rectangular Top
- Eased Edge
- Arlington Base



Bridgeport

### Options Shown

- Bow End Top
- Waterfall Edge
- Bridgeport Base

# ARLINGTON / BRIDGEPORT

*Self Store Leaves only available where specified • Aprons NOT AVAILABLE on Self Store Leaves*  
*All Non Self Store Leaves have Aprons • Up to 8 Leaves Available with Drop Legs*




Rectangular



Square Round  
Up to 8"



Crosscut  
Up to 4"



Boat

Size	Leaves	S/S	Apron
36 x 60	1 - 12" Leaf	1	N/A
36 x 60	2 - 12" Leaves	2	N/A
36 x 60	3 - 12" Leaves	2	N/A
36 x 60	4 - 12" Leaves	2	N/A
36 x 66	1 - 12" Leaf	1	N/A
36 x 66	2 - 12" Leaves	2	N/A
36 x 66	3 - 12" Leaves	2	N/A
36 x 66	4 - 12" Leaves	2	N/A
36 x 72	1 - 12" Leaf	1	N/A
36 x 72	2 - 12" Leaves	2	N/A
36 x 72	3 - 12" Leaves	2	N/A
36 x 72	4 - 12" Leaves	2	N/A

42 x 60	1 - 12" Leaf	1	N/A
42 x 60	2 - 12" Leaves	2	N/A
42 x 60	3 - 12" Leaves	3	N/A
42 x 60	4 - 12" Leaves	4	N/A

Size	Leaves	S/S	Apron
42 x 66	1 - 12" Leaf	1	N/A
42 x 66	2 - 12" Leaves	2	N/A
42 x 66	3 - 12" Leaves	3	N/A
42 x 66	4 - 12" Leaves	4	N/A
42 x 72	1 - 12" Leaf	1	N/A
42 x 72	2 - 12" Leaves	2	N/A
42 x 72	3 - 12" Leaves	3	N/A
42 x 72	4 - 12" Leaves	4	N/A

48 x 60	1 - 12" Leaf	1	N/A
48 x 60	2 - 12" Leaves	2	N/A
48 x 60	3 - 12" Leaves	3	N/A
48 x 60	4 - 12" Leaves	4	N/A
48 x 66	1 - 12" Leaf	1	N/A
48 x 66	2 - 12" Leaves	2	N/A
48 x 66	3 - 12" Leaves	3	N/A
48 x 66	4 - 12" Leaves	4	N/A

Size	Leaves	S/S	Apron
48 x 72	1 - 12" Leaf	1	N/A
48 x 72	2 - 12" Leaves	2	N/A
48 x 72	3 - 12" Leaves	3	N/A
48 x 72	4 - 12" Leaves	4	N/A

54 x 60	1 - 12" Leaf	1	N/A
54 x 60	2 - 12" Leaves	2	N/A
54 x 60	3 - 12" Leaves	3	N/A
54 x 60	4 - 12" Leaves	4	N/A
54 x 66	1 - 12" Leaf	1	N/A
54 x 66	2 - 12" Leaves	2	N/A
54 x 66	3 - 12" Leaves	3	N/A
54 x 66	4 - 12" Leaves	4	N/A
54 x 72	1 - 12" Leaf	1	N/A
54 x 72	2 - 12" Leaves	2	N/A
54 x 72	3 - 12" Leaves	3	N/A
54 x 72	4 - 12" Leaves	4	N/A



Oval



Square Round  
Up to 12"



Crosscut  
Up to 12"



Bow End

Size	Leaves	S/S	Apron
36 x 60	1 - 12" Leaf	1	N/A
36 x 60	2 - 12" Leaves	2	N/A
36 x 60	3 - 12" Leaves	2	N/A
36 x 60	4 - 12" Leaves		N/A
36 x 66	1 - 12" Leaf	1	N/A
36 x 66	2 - 12" Leaves	2	N/A
36 x 66	3 - 12" Leaves	2	N/A
36 x 66	4 - 12" Leaves		N/A
36 x 72	1 - 12" Leaf	1	N/A
36 x 72	2 - 12" Leaves	2	N/A
36 x 72	3 - 12" Leaves	2	N/A
36 x 72	4 - 12" Leaves	2	N/A

Size	Leaves	S/S	Apron
42 x 60	1 - 12" Leaf	1	N/A
42 x 60	2 - 12" Leaves	2	N/A
42 x 60	3 - 12" Leaves	2	N/A
42 x 60	4 - 12" Leaves		N/A
42 x 66	1 - 12" Leaf	1	N/A
42 x 66	2 - 12" Leaves	2	N/A
42 x 66	3 - 12" Leaves	2	N/A
42 x 66	3 - 10" Leaves	3	N/A
42 x 66	4 - 12" Leaves	2	N/A
42 x 66	4 - 10" Leaves	4	N/A
42 x 72	1 - 12" Leaf	1	N/A
42 x 72	2 - 12" Leaves	2	N/A
42 x 72	3 - 12" Leaves	3	N/A
42 x 72	4 - 12" Leaves	2	N/A
42 x 72	4 - 10" Leaves	4	N/A


48 x 60	1 - 12" Leaf	1	N/A
48 x 60	2 - 12" Leaves	2	N/A
48 x 60	3 - 12" Leaves	2	N/A
48 x 60	4 - 12" Leaves	2	N/A

Size	Leaves	S/S	Apron
48 x 66	1 - 12" Leaf	1	N/A
48 x 66	2 - 12" Leaves	2	N/A
48 x 66	3 - 12" Leaves	2	N/A
48 x 66	3 - 10" Leaves	3	N/A
48 x 66	4 - 12" Leaves	2	N/A
48 x 66	4 - 10" Leaves	4	N/A
48 x 72	1 - 12" Leaf	1	N/A
48 x 72	2 - 12" Leaves	2	N/A
48 x 72	3 - 12" Leaves	3	N/A
48 x 72	4 - 12" Leaves	4	N/A

54 x 60	Add up to 4 Leaves		
54 x 66	1 - 12" Leaf	1	N/A
54 x 66	2 - 12" Leaves	2	N/A
54 x 66	3 - 12" Leaves	2	N/A
54 x 66	4 - 12" Leaves	2	N/A
54 x 72	1 - 12" Leaf	1	N/A
54 x 72	2 - 12" Leaves	2	N/A
54 x 72	3 - 12" Leaves	3	N/A
54 x 72	4 - 12" Leaves	4	N/A

# LILY / WOODSTOCK


## Table Top Shapes



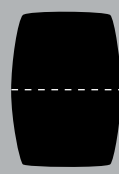
Rectangular



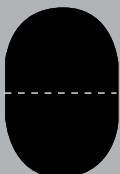
Square Round  
Up to 12"



Crosscut  
Up to 12"




Boat




Oval




Bow End




Kitchen End



Duchess



Square



Round

## Edges



Large Round



Round



Waterfall



Fillet



Bevel



Ogee



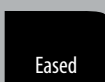
Chamfer




Thumbnail



Reverse  
Bevel



Eased



Small  
Round



Lily

### Options Shown

- Round Top
- Round Edge
- Lily Base



Woodstock

### Options Shown

- Round Top
- Round Edge
- Woodstock Pedestal
- Woodstock Feet

# LILY / WOODSTOCK

*Self Store Leaves only available where specified • All Non Self Store Leaves have Aprons*  
*Up to 6 Leaves Available on Select Sizes with Drop Legs*

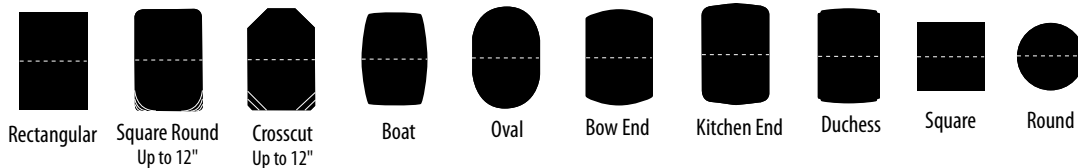
Size	Leaves	S/S	Apron
36 x 36	Add up to 2 Leaves		
36 x 42	Add up to 2 Leaves		
36 x 48	1 - 12" Leaf		
36 x 48	1 - 10" Leaf	1	with Apron
36 x 48	2 - 12" Leaves		
36 x 48	2 - 10" Leaves	2	1 with Apron
36 x 48	3 - 12" Leaves		
36 x 48	3 - 10 Leaves	2	2 with Aprons
36 x 54	1 - 12" Leaf	1	with Apron
36 x 54	2 - 12" Leaves	2	1 with Apron
36 x 54	3 - 12" Leaves	2	2 with Aprons
36 x 60	1 - 12" Leaf	1	with Apron
36 x 60	2 - 12" Leaves	2	1 with Aprons
36 x 60	3 - 12" Leaves	2	2 with Aprons

Size	Leaves	S/S	Apron
42 x 42	Add up to 3 Leaves		
42 x 48	Add up to 3 Leaves		
42 x 54	1 - 12" Leaf	1	with Apron
42 x 54	2 - 12" Leaves	2	1 with Apron
42 x 60	1 - 12" Leaf	1	with Apron
42 x 60	2 - 12" Leaves	2	1 with Apron

Size	Leaves	S/S	Apron
48 x 48	Add up to 3 Leaves		
48 x 54	Add up to 2 Leaves		
48 x 60	1 - 12" Leaf	1	with Apron

54 x 54	Add up to 1 Leaf		
54 x 60	Solid Top Only		


60 x 60	Solid Top Only		
---------	----------------	--	--



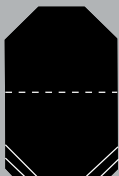


# WINE TABLE / LAZY SUSAN


## Table Top Shapes




Rectangular




Crosscut  
Up to 12"



Kitchen End



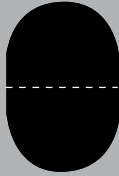
Round




Square




Square Round  
Up to 12"



Oval



Bow End



Duchess

## Edges



Large Round



Waterfall



Bevel



Chamfer



Reverse  
Bevel



Small  
Round



Round



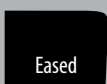
Fillet



Ogee



Thumbnail



Eased



### Options Shown

- Round Top
- Round Edge
- Wine Rack
- Storage Drawer

Wine Table

Any Self Storing Leaves can be substituted with a 16" Butterfly Leaf



Lazy Susan

# WINE TABLES

*Self Store Leaves only available where specified • All Non Self Store Leaves have Aprons*

Size	Leaves	S/S	Apron
42 x 42	Add up to 3 Leaves		
42 x 48	Add up to 3 Leaves		
42 x 54	1 - 12" Leaf	1	with Apron
42 x 54	2 - 12" Leaves	2	1 with Apron
42 x 60	1 - 12" Leaf	1	with Apron
42 x 60	2 - 12" Leaves	2	1 with Apron

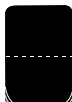
Size	Leaves	S/S	Apron
48 x 48	Add up to 3 Leaves		
48 x 54	Add up to 2 Leaves		
48 x 60	1 - 12" Leaf	1	with Apron

54 x 54	Add up to 2 Leaves		
54 x 60	Add up to 1 Leaf		

60 x 60	Add up to 1 Leaf		
---------	------------------	--	--



Rectangular



Square Round  
Up to 12"



Crosscut  
Up to 12"



Oval



Kitchen End



Bow End



Round



Duchess



Square


# CONFERENCE



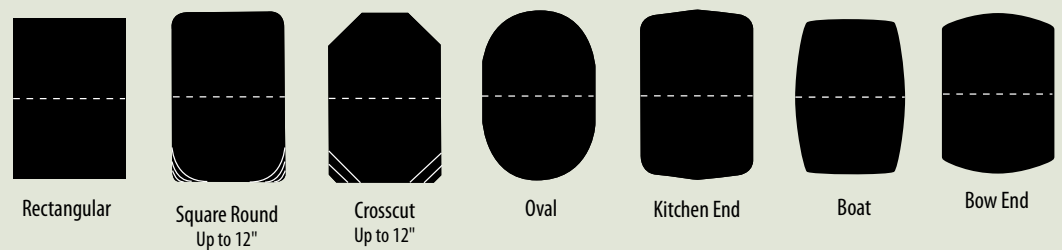
## Options Shown

- Boat Top
- Small Round Edge
- Conference Base

## Edges



## Table Top Shapes



## Leg Options

Leg Options are not available for Conference tables

# CONFERENCE

## *SOLID TOPS ONLY*

Size	Leaves	S/S	Apron
42 x 96	Solid Top	N/A	
42 x 102	Solid Top	N/A	
42 x 108	Solid Top	N/A	
42 x 114	Solid Top	N/A	
42 x 120	Solid Top	N/A	

Size	Leaves	S/S	Apron
48 x 96	Solid Top	N/A	
48 x 102	Solid Top	N/A	
48 x 108	Solid Top	N/A	
48 x 114	Solid Top	N/A	
48 x 120	Solid Top	N/A	

Size	Leaves	S/S	Apron
54 x 96	Solid Top	N/A	
54 x 102	Solid Top	N/A	
54 x 108	Solid Top	N/A	
54 x 114	Solid Top	N/A	
54 x 120	Solid Top	N/A	




Rectangular



Square Round  
Up to 12"



Crosscut  
Up to 12"




Oval



Kitchen End



Boat



Bow End

# HAMPTON

## Table Top Shapes



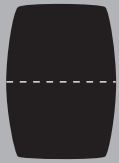
Rectangular



Square Round  
Up to 8"



Crosscut  
Up to 6"



Boat



Kitchen End



Bow End



### Options Shown

- Bow End Top
- Waterfall Edge
- Hampton Base

## Edges



Large Round



Round



Waterfall



Fillet



Bevel



Ogee



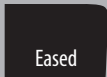
Chamfer



Thumbnail



Reverse  
Bevel



Eased



Small  
Round

## Leg Options

Leg Options are not available for Hampton tables

# HAMPTON

*Self Store Leaves only available where specified • Aprons NOT AVAILABLE on Self Store Leaves*  
*All Non Self Store Leaves have Aprons • Up to 8 Leaves Available with Drop Legs*

Size	Leaves	S/S	Apron
42 x 48	Add up to 3 Leaves		
42 x 54	1 - 12" Leaf	1	N/A
42 x 54	2 - 12" Leaves	2	N/A
42 x 54	3 - 12" Leaves	2	N/A
42 x 60	1 - 12" Leaf	1	N/A
42 x 60	2 - 12" Leaves	2	N/A
42 x 60	3 - 12" Leaves	3	N/A
42 x 60	4 - 12" Leaves	2	N/A
42 x 60	4 - 10" Leaves	4	N/A
42 x 66	1 - 12" Leaf	1	N/A
42 x 66	2 - 12" Leaves	2	N/A
42 x 66	3 - 12" Leaves	3	N/A
42 x 66	4 - 12" Leaves	4	N/A
42 x 72	1 - 12" Leaf	1	N/A
42 x 72	2 - 12" Leaves	2	N/A
42 x 72	3 - 12" Leaves	3	N/A
42 x 72	4 - 12" Leaves	4	N/A

Size	Leaves	S/S	Apron
48 x 48	Add up to 3 Leaves		
48 x 54	Add up to 3 Leaves		
48 x 60	1 - 12" Leaf	1	N/A
48 x 60	2 - 12" Leaves	2	N/A
48 x 60	3 - 12" Leaves	3	N/A
48 x 60	4 - 12" Leaves	4	N/A
48 x 66	1 - 12" Leaf	1	N/A
48 x 66	2 - 12" Leaves	2	N/A
48 x 66	3 - 12" Leaves	3	N/A
48 x 66	4 - 12" Leaves	4	N/A
48 x 72	1 - 12" Leaf	1	N/A
48 x 72	2 - 12" Leaves	2	N/A
48 x 72	3 - 12" Leaves	3	N/A
48 x 72	4 - 12" Leaves	4	N/A

Size	Leaves	S/S	Apron
54 x 54	Add up to 3 Leaves		
54 x 60	Add up to 4 Leaves		
54 x 66	1 - 12" Leaf	1	N/A
54 x 66	2 - 12" Leaves	2	N/A
54 x 66	3 - 12" Leaves	3	N/A
54 x 66	4 - 12" Leaves	4	N/A
54 x 72	1 - 12" Leaf	1	N/A
54 x 72	2 - 12" Leaves	2	N/A
54 x 72	3 - 12" Leaves	3	N/A
54 x 72	4 - 12" Leaves	4	N/A



Rectangular



Square Round  
Up to 8"



Crosscut  
Up to 4"



Boat



Kitchen End



Bow End